TRENCH DRAINS IN SLAB ON GRADE — TC-SOG-23

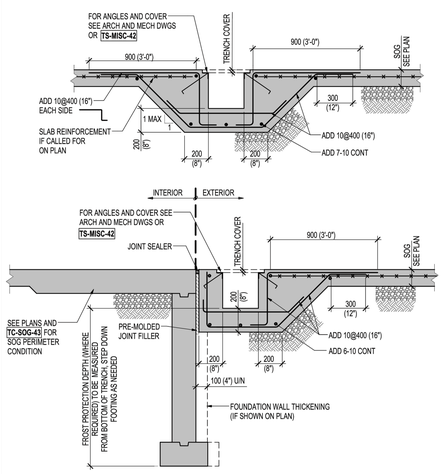

NOTES:

1. SEE TC-SOG-41 FOR SOG DIAGONAL BARS ADDED AT TRENCH ENDS.
2. SEE PLANS IF EPOXY COATED BARS ARE REQUIRED.

OCT 2017

CONTROL JOINT IN WALL — TC-WALL-22

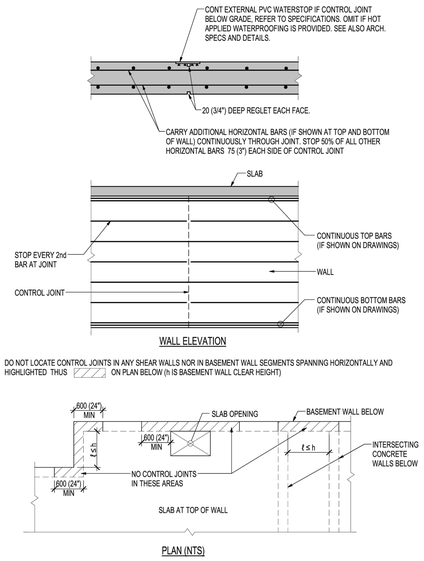

JUNE 2017

STANDARD STEEL LINTELS IN NON LOAD BEARING MASONRY WALLS — TM-WALL-11

NOTES:

1. THIS DETAIL APPLIES FOR HOLLOW MASONRY WALLS AND FOR MASONRY WALLS WITH GROUTED CORES SPACED NOT CLOSER THAN 800 (2'-8").
2. STANDARD LINTELS ARE NOT NECESSARILY SHOWN ON STRUCTURAL DRAWINGS, REFER TO ARCHITECTURAL, MECHANICAL AND ELECTRICAL DRAWINGS FOR OPENING LOCATIONS.
3. SEE PLANS FOR SPECIAL LINTELS.
4. CONNECT BACK TO BACK DOUBLE ANGLES USING MIN 16 (5/8")Ø BOLTS @ 450 (1'-6") MAX , OR BY WELDING @ TOP & BOTTOM USING 6 (1/4") WELDS x 50 (2") LG @ 450 (1'-8") MAX LOCATE FIRST CONNECTION MAX 75 (3") FROM END OF LINTEL.
5. PROVIDE STEEL PACKING AS REQUIRED TO ENSURE EVEN BEARING OF STEEL LINTELS.
6. FOR LINTELS WHICH ARE SHADED IN SCHEDULE, SPECIAL DETAIL FOR CONNECTION TO CONCRETE WALL/COLUMN IS REQUIRED.
7. FOR FIRE PROTECTIONS OF LINTELS LONGER THAN 3000 (10'-0"), SEE ARCHITECTURAL DRAWINGS AND SPECS.

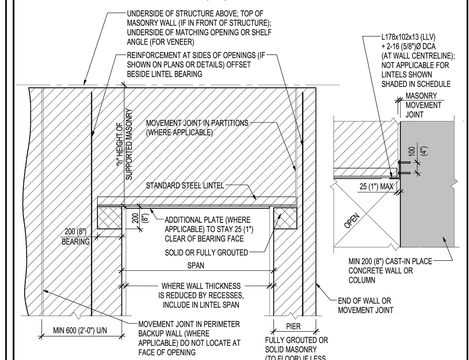

WALL THICKNESS	SPAN	HEIGHT OF SUPPORTED MASONRY "h" h≤1200 (4'-0")	1200 (4'-0")<h≤ 2600 (8'-4")	2600 (8'-4")<h≤ 4800 (16'-0")	DETAIL
90 (4") VENEER	UP TO 1200 (4'-0")	L89x89x6.4	L89x89x6.4	L89x64x7.9	70x13 (2 3/4"x1/2") STEEL PLATE, WHERE SHOWN IN SCHEDULE
	1200 (4'-0") TO 1800 (6'-0")	L89x89x6.4	L89x89x6.4	L102x89x7.9	
	1800 (6'-0") TO 2400 (8'-0")	L89x89x6.4	L102x89x9.5	L152x89x7.9	
	2400 (8'-0") TO 3000 (10'-0")	L102x89x7.9	L152x89x7.9	L152x89x9.5 +PLATE	
	3000 (10'-0") TO 3600 (12'-0")	L127x89x7.9	L152x89x9.5 +PLATE	N/A	
140 (6")	UP TO 1200 (4'-0")	2-L64x64x6.4	2-L64x64x6.4	2-L64x64x6.4	120x13 (4 3/4"x1/2") STEEL PLATE, WHERE SHOWN IN SCHEDULE
	1200 (4'-0") TO 1800 (6'-0")	2-L64x64x6.4	2-L76x64x7.9	2-L89x64x7.9	
	1800 (6'-0") TO 2400 (8'-0")	2-L76x64x7.9	2-L89x64x9.5+PLATE	N/A	
	2400 (8'-0") TO 3000 (10'-0")	2-L89x64x9.5	N/A	N/A	
	3000 (10'-0") TO 3600 (12'-0")	2-L89x64x9.5+PLATE	N/A	N/A	
190 (8")	UP TO 1200 (4'-0")	2-L89x89x6.4	2-L89x89x6.4	2-L89x89x6.4	
	1200 (4'-0") TO 1800 (6'-0")	2-L89x89x6.4	2-L89x89x6.4	2-L102x89x6.4	
	1800 (6'-0") TO 2400 (8'-0")	2-L89x89x6.4	2-L102x89x7.9	2-L127x89x7.9	
	2400 (8'-0") TO 3000 (10'-0")	2-L102x89x7.9	2-L152x89x7.9	2-L152x89x9.5	
	3000 (10'-0") TO 3600 (12'-0")	2-L127x89x7.9	2-L152x89x9.5	N/A	
240 (10")	UP TO 1200 (4'-0")	2-L102x102x6.4	2-L102x102x6.4	2-L102x102x6.4	220x13(8x1/2") STEEL PLATE, WHERE SHOWN IN SCHEDULE
	1200 (4'-0") TO 1800 (6'-0")	2-L102x102x6.4	2-L102x102x6.4	2-L102x102x7.9	
	1800 (6'-0") TO 2400 (8'-0")	2-L102x102x6.4	2-L102x102x9.5	2-L152x102x7.9	
	2400 (8'-0") TO 3000 (10'-0")	2-L102x102x9.5	2-L152x102x7.9	2-L178x102x9.5	
	3000 (10'-0") TO 3600 (12'-0")	2-L152x102x7.9	2-L178x102x9.5	2-L178x102x9.5+PLATE	
290 (12")	UP TO 1200 (4'-0")	3-L89x89x6.4	3-L89x89x6.4	3-L89x89x6.4	
	1200 (4'-0") TO 1800 (6'-0")	3-L89x89x6.4	3-L89x89x6.4	3-L102x89x6.4	
	1800 (6'-0") TO 2400 (8'-0")	3-L89x89x6.4	3-L127x89x6.4	3-L127x89x7.9	
	2400 (8'-0") TO 3000 (10'-0")	3-L127x89x6.4	3-L127x89x7.9	3-L152x89x9.5	
	3000 (10'-0") TO 3600 (12'-0")	3-L127x89x6.4	3-L152x89x9.5	N/A	

AUGUST 2017

STANDARD MASONRY LINTELS IN NON LOAD BEARING MASONRY WALLS — TM-WALL-12

NOTES:

1. THIS DETAIL APPLIES FOR HOLLOW MASONRY WALLS AND FOR MASONRY WALLS WITH GROUTED CORES SPACED NOT CLOSER THAN 800 (2'-8").
2. STANDARD LINTELS ARE NOT NECESSARILY SHOWN ON STRUCTURAL DRAWINGS, REFER TO ARCHITECTURAL, MECHANICAL AND ELECTRICAL DRAWINGS FOR OPENING LOCATIONS.
3. SEE PLANS FOR SPECIAL LINTELS.
4. LINTEL BLOCKS TO HAVE SOLID BOTTOM.
5. FILL LINTEL BLOCKS WITH COARSE GROUT. IT IS NOT ACCEPTABLE TO FILL LINTELS WITH MORTAR.
6. SUPPORT LINTELS UNTIL GROUT REACHES SUFFICIENT STRENGTH, BUT NOT LESS THAN 7 DAYS.
7. FOR LINTELS WHICH ARE SHADED IN SCHEDULE, SPECIAL DETAIL FOR CONNECTION TO CONCRETE WALL IS REQUIRED.

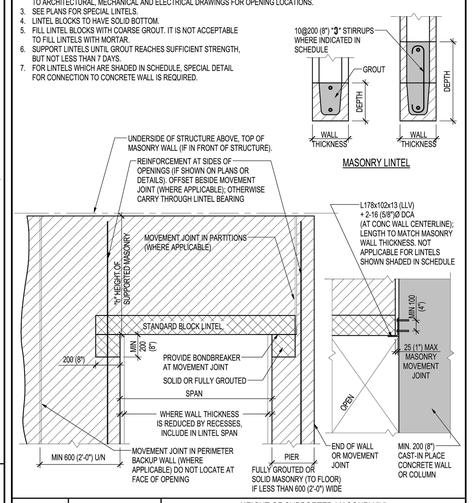

WALL THICKNESS	SPAN	HEIGHT OF SUPPORTED MASONRY "h" h≤1200 (4'-0") BLOCK LINTEL DEPTH	REINF: T&B	1200 (4'-0")<h≤ 2600 (8'-4") BLOCK LINTEL DEPTH	REINF: T&B	2600 (8'-4")≤ h ≤ 4800 (16'-0") BLOCK LINTEL DEPTH	REINF: T&B
140 (6")	UP TO 1200 (4'-0")	190 (7 1/2")	1-10	190 (7 1/2")	1-10	390 (15 1/2")	1-10
	1200(4'-0") TO 1800(6'-0")	190 (7 1/2")	1-10	390 (15 1/2")	1-10	390 (15 1/2")	1-10+STIRRUPS
	1800(6'-0") TO 2400(8'-0")	390 (15 1/2")	1-10	390 (15 1/2")	1-10+STIRRUPS	590 (23 1/2")	1-15+STIRRUPS
	2400(8'-0") TO 3000(10'-0")	390 (15 1/2")	1-10	390 (15 1/2")	1-10+STIRRUPS	590 (23 1/2")	1-15+STIRRUPS
	3000(10'-0") TO 3600(12'-0")	390 (15 1/2")	1-10	590 (23 1/2")	1-15+STIRRUPS	590 (23 1/2")	1-15+STIRRUPS
190 (8")	UP TO 1200 (4'-0")	190 (7 1/2")	1-10	190 (7 1/2")	1-10	390 (15 1/2")	1-15+STIRRUPS
	1200(4'-0") TO 1800(6'-0")	190 (7 1/2")	1-10	390 (15 1/2")	1-15+STIRRUPS	390 (15 1/2")	1-15+STIRRUPS
	1800(6'-0") TO 2400(8'-0")	390 (15 1/2")	1-15+STIRRUPS	390 (15 1/2")	1-15+STIRRUPS	590 (23 1/2")	1-15+STIRRUPS
	2400(8'-0") TO 3000(10'-0")	390 (15 1/2")	1-15+STIRRUPS	390 (15 1/2")	1-15+STIRRUPS	590 (23 1/2")	1-15+STIRRUPS
	3000(10'-0") TO 3600(12'-0")	390 (15 1/2")	1-15+STIRRUPS	590 (23 1/2")	1-15+STIRRUPS	590 (23 1/2")	1-20+STIRRUPS
240 (10")	UP TO 1200 (4'-0")	190 (7 1/2")	1-10	190 (7 1/2")	1-10	390 (15 1/2")	1-15+STIRRUPS
	1200(4'-0") TO 1800(6'-0")	190 (7 1/2")	1-10	390 (15 1/2")	1-15+STIRRUPS	390 (15 1/2")	1-15+STIRRUPS
	1800(6'-0") TO 2400(8'-0")	390 (15 1/2")	1-15+STIRRUPS	390 (15 1/2")	1-15+STIRRUPS	590 (23 1/2")	1-20+STIRRUPS
	2400(8'-0") TO 3000(10'-0")	390 (15 1/2")	1-15+STIRRUPS	390 (15 1/2")	1-15+STIRRUPS	590 (23 1/2")	1-20+STIRRUPS
	3000(10'-0") TO 3600(12'-0")	390 (15 1/2")	1-15+STIRRUPS	590 (23 1/2")	1-20+STIRRUPS	590 (23 1/2")	1-20+STIRRUPS
290 (12")	UP TO 1200 (4'-0")	190 (7 1/2")	1-15	190 (7 1/2")	1-15	390 (15 1/2")	1-15+STIRRUPS
	1200(4'-0") TO 1800(6'-0")	190 (7 1/2")	1-15	390 (15 1/2")	1-15+STIRRUPS	390 (15 1/2")	1-15+STIRRUPS
	1800(6'-0") TO 2400(8'-0")	390 (15 1/2")	1-15+STIRRUPS	390 (15 1/2")	1-15+STIRRUPS	590 (23 1/2")	1-20+STIRRUPS
	2400(8'-0") TO 3000(10'-0")	390 (15 1/2")	1-15+STIRRUPS	390 (15 1/2")	1-20+STIRRUPS	590 (23 1/2")	1-20+STIRRUPS
	3000(10'-0") TO 3600(12'-0")	390 (15 1/2")	1-15+STIRRUPS	590 (23 1/2")	1-20+STIRRUPS	590 (23 1/2")	1-25+STIRRUPS

AUGUST 2017

LATERAL SUPPORT OF MASONRY PARTITIONS AT STEEL STRUCTURE — TM-LATS-12

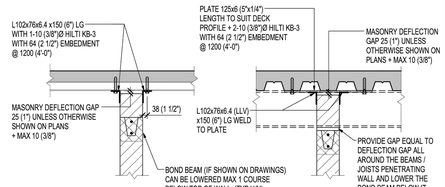

WALL PERPENDICULAR TO FLOOR DECK FLUTES — WALL PARALLEL TO FLOOR DECK FLUTES

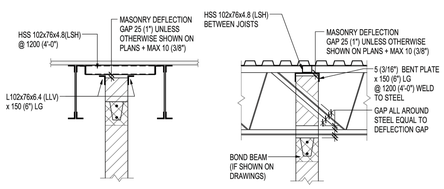

WALL PERPENDICULAR TO ROOF DECK FLUTES — WALL PARALLEL TO ROOF DECK FLUTES

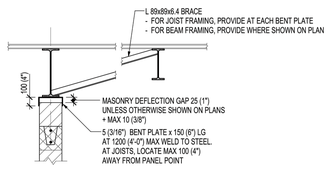

WALL IN LINE WITH FLOOR / ROOF JOISTS OR BEAMS

OCT 2017

MASONRY WALLS ABUTTING CONCRETE OR STEEL STRUCTURE — TM-WALL-21

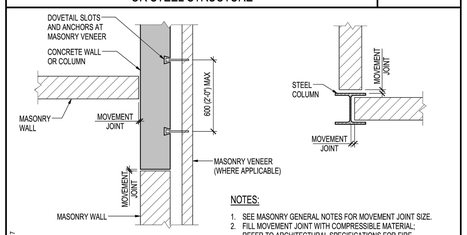

NOTES:

1. SEE MASONRY GENERAL NOTES FOR MOVEMENT JOINT SIZE.
2. FILL MOVEMENT JOINT WITH COMPRESSIBLE MATERIAL; REFER TO ARCHITECTURAL SPECIFICATIONS FOR FIRE STOPPING REQUIREMENTS.

AUGUST 2017

FREE STANDING MASONRY PARTITIONS (LATERALLY UNSUPPORTED AT TOP) AT CONCRETE STRUCTURES — TM-WALL-31

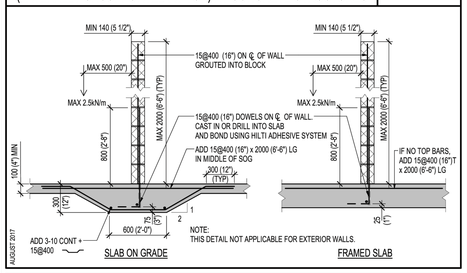

AUGUST 2017

ANCHORAGE OF ABUTTING MASONRY WALLS TO STEEL COLUMNS — TS-COL-03

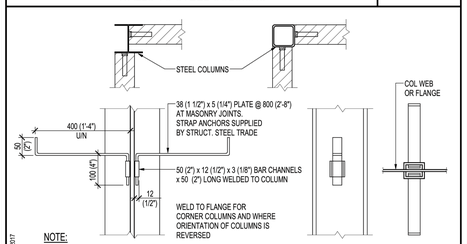

NOTE:
USE THIS DETAIL ONLY AT LOCATIONS INDICATED ON PLANS.

SEPT 2017

STEEL JOISTS AT COLUMNS — TS-JOIST-01

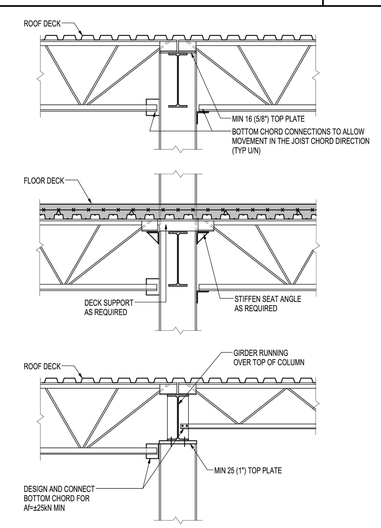

AUGUST 2017

ROOF DECK EDGE DETAILS — TS-DECK-22

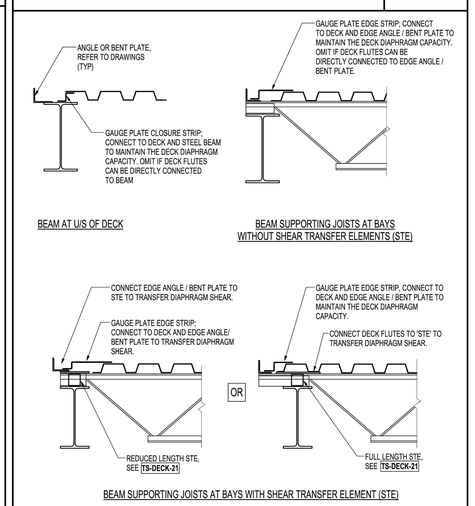

MAY 2017

CLIENT:
PETSMART
19601 North 27th Avenue
Phoenix, Arizona 85027 - (623) 580-6100

CLIENT REF #: 1234

PROJECT:

14K 2025 CANADIAN INSTRUCTION SET

FEBRUARY 12, 2025

CONSULTANT:

ARCHITECT:

SEAL:

CITY SEAL:

DISCLAIMER: COPYRIGHT:
THIS DRAWING AND DESIGN IS COPYRIGHT PROTECTED WHICH SHALL NOT BE USED, REPRODUCED OR REVISED WITHOUT WRITTEN PERMISSION BY PETSMART. THE CONTRACTOR SHALL CHECK AND VERIFY ALL DIMENSIONS AND UTILITY LOCATIONS AND REPORT ALL ERRORS AND OMISSIONS PRIOR TO COMMENCING WORK.

THIS DRAWING IS NOT TO BE SCALED.

ISSUED FOR:

NUMBER	ISSUE	DATE

PROJECT NO: CA0045686.0146
DATE: 02.12.25
ORIGINAL SCALE: AS NOTED
DESIGNED BY:
DRAWN BY:
CHECKED BY:
IF THIS BAR IS NOT 1" LONG, ADJUST YOUR PLOTTING SCALE. 1"
PAGE #: 28 OF: 53

DISCIPLINE: STRUCTURAL

TITLE:

TYPICAL DETAILS

SHEET NUMBER:

S1.2